



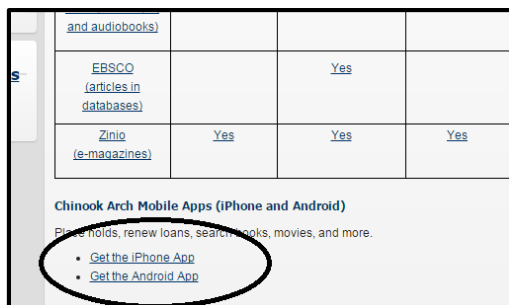
Chinook Arch Regional Library System Downloading the Mobile App for Android Devices

Step 1: Open up a web browser on the device you wish you download the App to. Go to www.chinookarch.ca and click on **Apps & Mobility** under **Digital Content**.

(If you already know how to download an App from the Google Play then open the store and search for **Chinook Arch Mobile**.)




Step 2: Click on **Get the Android App**. This will redirect you to the **Google Play Store**.

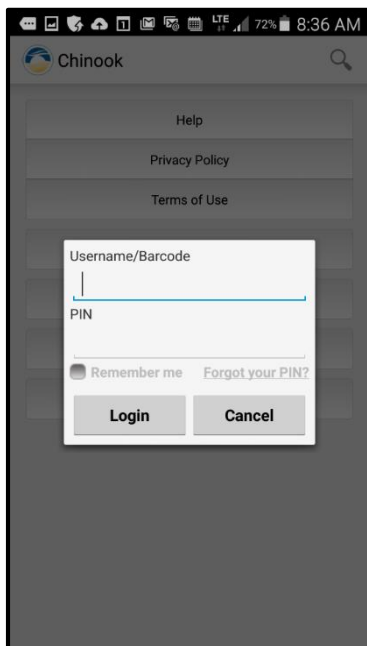


Step 3: Click Install.

(on the example screen it says OPEN but this is where INSTALL would be if it were not already downloaded)



Step 4: Once it has downloaded it will appear on your device as an app.



You will need your library card barcode and PIN to access your account, place holds and renew items.

For instructions on how to use the App see:
**Chinook Arch Regional Library System:
Getting Started with the Chinook Arch Mobile App**