



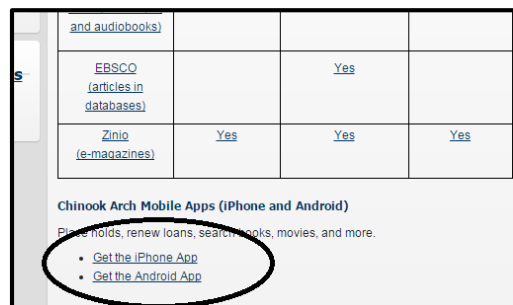
Chinook Arch Regional Library System Downloading the Mobile App for Iphone/Ipad

Step 1: Open up a web browser on the device you wish you download the App to (i.e. Iphone or Ipad). Go to www.chinookarch.ca and click on **Apps & Mobility** under **Digital Content**.

(If you already know how to download an App from the Itunes App Store then open the store and search for **Chinook Arch Mobile**.)

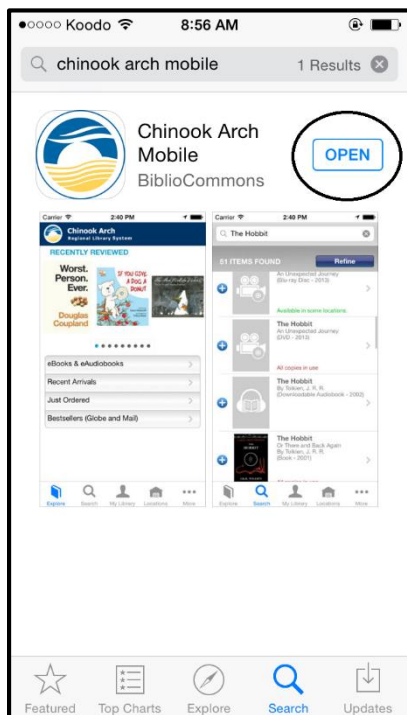


Step 2: Click on **Get the Iphone App**. This will redirect you to the Itunes App Store.




Step 3: Click Install.

(on the example screen it says OPEN but this is where INSTALL would be if it were not already downloaded)



Step 4: Once it has downloaded it will appear on your device as an app.



You will need your library card barcode and PIN to access your account, place holds and renew items.

For instructions on how to use the App see:
**Chinook Arch Regional Library System:
Getting Started with the Chinook Arch Mobile App**